

A Combination of Machine Learning and Cerebellar-like Neural Networks for the Motor Control and Motor Learning of the Fable Modular Robot

Ismael Baira Ojeda

*Center for Playware, Department of Electrical Engineering, Technical University of Denmark, Elektrovej Building 326
Kongens Lyngby, 2800, Denmark*

Silvia Tolu, Moisés Pacheco, David Johan Christensen, and Henrik Hautop Lund

*Center for Playware, Department of Electrical Engineering, Technical University of Denmark, Elektrovej Building 326
Kongens Lyngby, 2800, Denmark*

*E-mail: iboj@elektro.dtu.dk, {stolu, mpac, djchr, hhl}@elektro.dtu.dk
www.dtu.dk*

Abstract

We scaled up a bio-inspired control architecture for the motor control and motor learning of a real modular robot. In our approach, the Locally Weighted Projection Regression algorithm (LWPR) and a cerebellar microcircuit coexist, in the form of a Unit Learning Machine. The LWPR algorithm optimizes the input space and learns the internal model of a single robot module to command the robot to follow a desired trajectory with its end-effector. The cerebellar-like microcircuit refines the LWPR output delivering corrective commands. We contrasted distinct cerebellar-like circuits including analytical models and spiking models implemented on the SpiNNaker platform, showing promising performance and robustness results.

Keywords: Motor control, cerebellum, machine learning, modular robot, internal model, adaptive behavior.

1. Introduction

Understanding the human brain is one of the greatest and most appealing challenges facing scientific research. Therefore, initiatives such as the Human Brain Project¹ (HBP) were conceived to encourage the delivery of beneficial breakthroughs for society and industry. The HBP unites the effort of numerous research centers and universities involving multiple disciplines and goals in the form of 12 subprojects. In particular, our group is framed within the subproject 10 focused on neurorobotics.

Robots lack the adaptability and precision of human beings towards uncertain or unknown environments. In contrast, the brain accomplishes tasks in an admirable way allowing smooth movements with a low power

consumption. As a result, studying how we control our bodies in uncertain or unknown environments, how we coordinate smooth movements and the mechanisms of motor control and motor learning of the central nervous system (CNS) has become of interest towards the development of bio-inspired autonomous robotic systems.

1.1. The cerebellum

Among the distinct parts of the brain, the cerebellum stands out due to its key role in modulating accurate, complex and coordinated movements, acting as a universal learning machine². Its contributions include the neural control of bodily functions, such as postural positioning, balance or coordination of movements over time³. Thus, understanding and mimicking the

cerebellar mechanisms through bio-inspired architectures are interesting processes in the development of innovative robotic systems capable of carrying out complex and accurate tasks in varying situations (See Refs. 4-6).

Following this motivation, we took inspiration from the cerebellum for the motor control and learning of a real modular robot. For this purpose, we used a bio-inspired control architecture which combines machine learning and a cerebellar microcircuit. The cerebellar models were simplifications of the real biological microcircuit including only the Purkinje, granule and deep cerebellar nuclei cells, and the parallel, mossy and climbing fibers. Moreover, we considered three cerebellar models, including spiking and non-spiking approaches, aiming at enlightening when to use which model and establishing the grounding for our future research. The result was a compliant robot module that by means of a bio-inspired approach was able to learn how to trace out a circular trajectory with its end-effector.

2. Material and Methods

In this section, we address the modular robot, our modular control approach and the Machine Learning technique utilized.

2.1. The modular robot: Fable

The target robotic platform is the modular robot called Fable⁷. Fable is based on the combination of self-contained modules which can work independently or collaborate in modular configurations. Due to a low lag radio communication link to the modules the user can program the distributed robot modules at different levels of abstraction as if they were centralized and connected directly to the computer. To do so, the communication is done via a radio dongle addressing each module with an ID and a radio channel.




Fig. 1. The robot Fable. An example of a modular configuration comprising four actuated modules and a head module endowed with ultrasound sensors.

2.2. The modular approach

Scientific research studies on the cerebellum such as Refs. 8-9, describe it as a set of adaptive modules, called microcomplexes, which represent the minimal functional unit and show a uniform almost crystalline microcircuitry¹⁰. Thus, we decided to use its structure to control a robot module in a generic manner.

Two microcomplexes were used to command the joints of a 2-DoF module. Each cerebellar output was linked to one joint as it happens in our body, where one motor cell commands one motor unit.

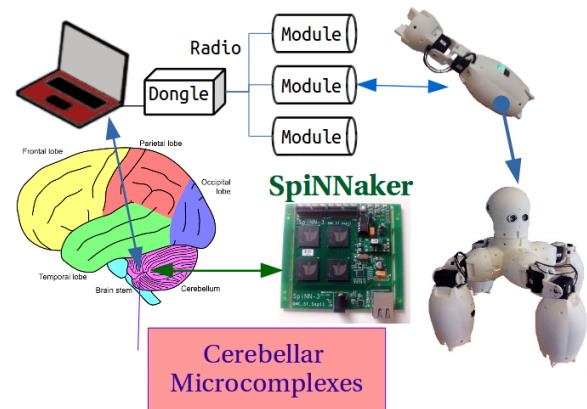


Fig. 2. Modular scheme of the connections between the computer, the modular robot Fable and the neuromorphic SpiNNaker platform, which was used for the implementation of the spiking cerebellar model.

2.3. The bio-inspired modular control architecture

In order to perform the motor control and learning of a Fable module, we chose the Adaptive Feedback Error Learning (AFEL) architecture⁴ shown in Fig. 3.

The trajectory generation block generates the desired joint angles and velocities (Q_d, \dot{Q}_d) by inverse kinematics.

On the one hand, the AFEL scheme guarantees the stability of the system by means of a control loop in which a Learning Feedback (LF) controller⁴ is implemented. The LF overcomes the lack of a precise robot morphology dynamic model ensuring stability and adjusting its output torque through a learning rule after consecutive iterations of the same task. Its gains were heuristically tuned to $K_p = 7.5$, $K_v = 6.4$ and $K_i = 1$ for the Fable module.

On the other hand, the AFEL architecture is endowed with a ULM, comprised by the LWPR algorithm and a cerebellar circuit. The ULM performs a feedforward control of the robot module. The LWPR is in charge of abstracting the internal model of the robot, while the cerebellar microcircuit refines the output delivering corrective torques.

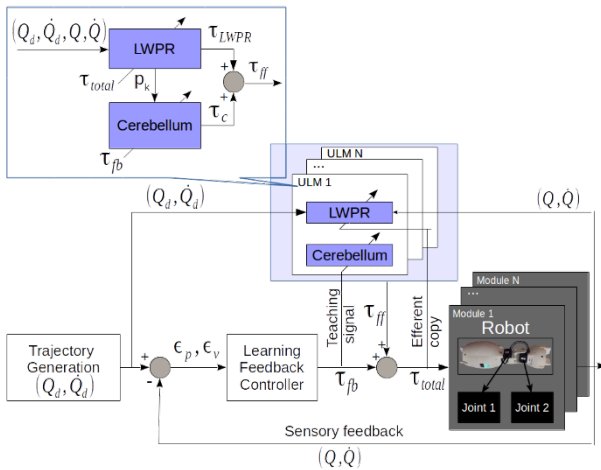


Fig. 3. The AFEL control architecture. The AFEL control architecture embeds a ULM which acts as a feed-forward controller while it abstracts the internal model of the robot module.

The cerebellar microcircuitry considered three cases. Case 1, based on Ref. 4, included only the Purkinje cells whose learning rule is based on the heterosynaptic covariance learning rule¹¹ in the continuous form and adjusted by an error signal τ_{fb} . In Case 2 we included the Deep Cerebellar Nuclei (DCN) cells, adding two extra synaptic plasticities whose learning rules were inspired by Ref. 12.

In case 3 we implemented a simplified spiking cerebellar model using the neuromorphic platform SpiNNaker¹³, consisting of Purkinje cells and DCN cells but without considering recurrent or inhibitory synapses.

2.4. The LWPR algorithm

The LWPR algorithm¹⁴ creates and combines N linear local models and feeds the sensorimotor inputs $(Q_d, \dot{Q}_d, Q, \dot{Q})$ of the robot including desired and real values to them. Thereafter, the LWPR incrementally divides this sensorimotor input space into a set of receptive fields (RFs) performing an optimal function approximation. The RFs are represented by a Gaussian weighting kernel (Eq. 1) which computes a weight in each k -th local unit, for each x_i data point according to its distance to the c_k center of the kernel.

$$p_k = e^{-\frac{1}{2}(x_i - c_k)^T D_k (x_i - c_k)} \quad (1)$$

The weight measures how often an item x_i of the data falls into the validity region of each linear model, characterized by a positive definite matrix D_k , called distance matrix.

The LWPR conveys the weights to the cerebellar circuit and at the same time, it delivers a torque output computed as the weighted mean average of the linear local model's contributions.

We chose the LWPR algorithm for three reasons: to optimize the input space to enhance learning speed and accuracy; since it can substitute and optimize the role of a certain group of cells of the cerebellum, called granule cells; and due to its capability of learning incrementally on-line.

3. Results

We tested the control architecture using the three cerebellar model cases described in Section 2.3 by commanding the robot to trace out a circular trajectory with its end-effector as depicted in Fig. 4. The tests considered the normalized mean square error (nMSE) of the position of the joints with respect to the desired positions. First, the performance test consisted in following a circular trajectory with constant amplitude and spin frequency (see Fig. 4).

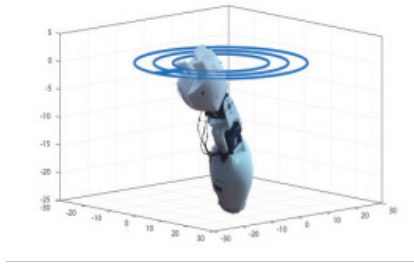


Fig. 4. Examples of circular trajectories.

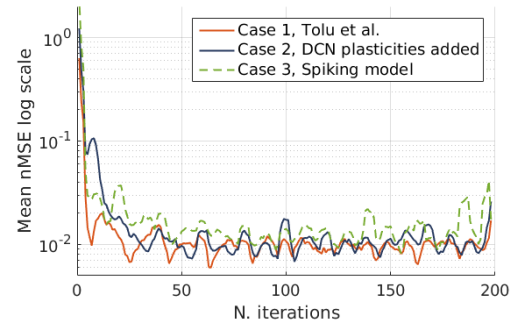


Fig. 7. Robustness test: Varying spin frequency (0.5-1Hz).

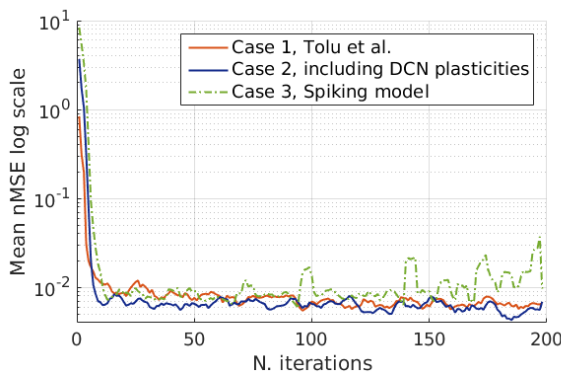


Fig. 5. Performance test: Circular trajectory with constant amplitude and spin frequency.

Secondly, we carried out two robustness tests (see Figs. 5 and 6) where we considered trajectories that varied they amplitude keeping the spin frequency constant, and thereafter, trajectories that kept the amplitude constant but varied their spin frequency (0.5-1Hz).

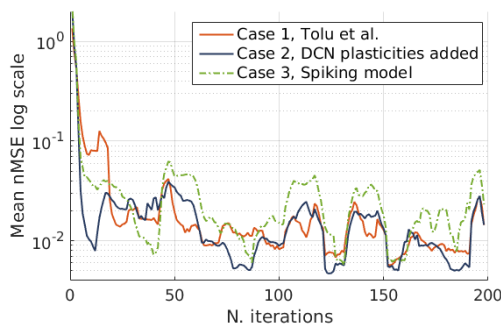


Fig. 6. Robustness test: Using three distinct amplitude values.

4. Conclusions

We combined the LWPR algorithm and a cerebellar circuit for the motor control and learning of a real robot module. Furthermore, we implemented three distinct cerebellar models: two non-spiking and one spiking using the neuromorphic SpiNNaker platform.

Compared to Case 1, Case 2 showed better results in the performance test while keeping similar results in both robustness tests. Case 3 did not show improvements with respect to the non-spiking models, but since its circuitry was quite simple there is much room for promising further research. Future research will exploit the potential of more detailed spiking models where inhibitory and recurrent synapses will take place and explore the control of several robot modules using SpiNNaker.

Acknowledgements

This scientific work has received funding from the European Union Horizon 2020 Programme under the grant n. 720270 (Human Brain Project SGA1). A special thank is expressed to the University of Manchester for the SpiNNaker board.

References

1. Ailamaki, A., A. Alvandpour, K. Amunts, W. Andreoni, J. Ashburner, M. Axer, M. Baaden, and R. Badia. "The Human Brain Project: A Report to the European Commission". *Lausanne: The HBP-PS Consortium* (2012).
2. Ito, Masao. "Control of mental activities by internal models in the cerebellum". *Nature Reviews Neuroscience* 9, no. 4 (2008): 304-313.

3. Ito, Masao. "Cerebellar circuitry as a neuronal machine." *Progress in neurobiology* 78, no. 3 (2006): 272-303.
4. Tolu, Silvia, Mauricio Vanegas, Niceto R. Luque, Jesús A. Garrido, and Eduardo Ros. "Bio-inspired adaptive feedback error learning architecture for motor control." *Biological cybernetics* 106, no. 8-9 (2012): 507-522.
5. Lepora, Nathan F., Paul Verschure, and Tony J. Prescott. "The state of the art in biomimetics." *Bioinspiration & biomimetics* 8, no. 1 (2013): 013001.
6. Bologna, L. L., J. Pinoteau, J. B. Passot, J. A. Garrido, Jörn Vogel, E. Ros Vidal, and A. Arleo. "A closed-loop neurobotic system for fine touch sensing." *Journal of neural engineering* 10, no. 4 (2013): 046019.
7. Pacheco, Moises, Rune Fogh, Henrik Hautop Lund, and David Johan Christensen. "Fable: A modular robot for students, makers and researchers." In *Proceedings of the IROS workshop on Modular and Swarm Systems: from Nature to Robotics*. 2014.
8. Dean, Paul, John Porrill, Carl-Fredrik Ekerot, and Henrik Jörntell. "The cerebellar microcircuit as an adaptive filter: experimental and computational evidence." *Nature Reviews Neuroscience* 11, no. 1 (2010): 30-43.
9. Verduzco-Flores, Sergio O., and Randall C. O'Reilly. "How the credit assignment problems in motor control could be solved after the cerebellum predicts increases in error." *Frontiers in computational neuroscience* 9 (2015).
10. Ruigrok, Tom JH. "Ins and outs of cerebellar modules." *The cerebellum* 10, no. 3 (2011): 464-474.
11. Sejnowski, Terrence J. "Storing covariance with nonlinearly interacting neurons." *Journal of mathematical biology* 4, no. 4(1997): 303-321.
12. D'Angelo, Egidio, Lisa Mapelli, Claudia Casellato, Jesus A. Garrido, Niceto Luque, Jessica Monaco, Francesca Prestori, Alessandra Pedrocchi, and Eduardo Ros. "Distributed circuit plasticity: new clues for the cerebellar mechanisms of learning." *The Cerebellum* 15, no. 2 (2016): 139-151.
13. Furber, Steve B., Francesco Galluppi, Steve Temple, and Luis A. Plana. "The spinnaker project." *Proceedings of the IEEE* 102, no. 5 (2014): 652-665.
14. Vijayakumar, Sethu, Aaron D'souza, and Stefan Schaal. "Incremental online learning in high dimensions." *Neural computation* 17, no. 12 (2005): 2602-2634.